

# Alt ELPA Practice Test

## Test Administrator Directions and Scoring Rubrics Booklet

Kindergarten

School Year 2023-2024

## Alt ELPA Practice Test

### Test Administrator Directions and Scoring Rubrics Booklet

### Kindergarten

This is the **test administrator directions** booklet for the Alt ELPA online practice test for grade **Kindergarten**. The online practice test allows test administrators and students the opportunity to experience the Alt ELPA item types and online test features before the winter 2024 Alt ELPA secure operational test.

#### General Instructions

- All Alt ELPA items have **item-specific test administrator directions**. For the online student practice test these test administrator directions are in this booklet and **not** considered secure. This booklet is ordered by domain (listening, reading, speaking, and writing).
- Test administrators are asked to complete the self-paced online test administrator training modules before interacting with the Alt ELPA practice tests. Directions on how to access these training modules are provided in the Alt ELPA Test Administration Manual. The Alt ELPA Test Administration Manual is available on the state portals under resources.
- The online practice test contains items of varying degrees of difficulty for the grade/grade band. This should not interfere with the student's ability to try an item for practice purposes. If an item appears to be too difficult, encourage students to choose the best answer, and move on to the next practice item.
- The test administrator may assist the student to skip ahead to any domain, skip items, pause the practice test and resume another time or another day. The test administrator may assist the student to take the online practice test as many times as needed for the student to feel familiar with the Alt ELPA assessment.

#### Using the Test Administrator Directions

- The test administrator should display these test administrator directions on an additional electronic device (like an iPad or tablet) and follow along with the student's online practice test. These test administrator directions accompany each item and are in parentheses and italicized. The italicized content should **not** be read to the student. The student should not be viewing the test administrator directions or be distracted by them.
- This booklet also contains test administrator scripts which are italicized and placed in **brackets**. These test administrator scripts are to be read aloud to the student. The scripts either describe images to students who have a visual impairment, or there are test administrator scripts for all students.

## Scoring

- The online practice items are not scored and the practice test does not provide student scores.
- On **the secure operational test**, the items are either machine scored or scored locally on site by the test administrator following item specific scoring rubrics provided with the items. This booklet contains the **item-specific scoring rubrics** for the items (constructed response speaking and writing items only) that are locally scored. The test administrator can use the non-secure scoring rubrics in this booklet to practice scoring the practice items. If the student provides a response to an item in a language other than English, the score point is zero.
- The test administrator should review the Alt ELPA Test Administration Manual for how to locally score items and for the guidelines for ensuring valid scores.

The test administrator may print out this page for notes and record keeping (optional)

**Please complete the following:**

This practice test is being conducted with:

Test Administrator's Name: \_\_\_\_\_

Student ID: \_\_\_\_\_

Student's Grade Level: \_\_\_\_\_

Today's Date: \_\_\_\_\_

Test Administrator's Notes: \_\_\_\_\_

# Table of Contents:


---

<a href="#"><u>Listening - Practice Items</u></a> .....	5-7
<a href="#"><u>Reading - Practice Items</u></a> .....	8-11
<a href="#"><u>Writing - Practice Items</u></a> .....	12-14
<a href="#"><u>Speaking - Practice Items</u></a> .....	15-19

# Listening Practice Items

Listen to Sam talk about coloring a picture. Then answer the question.

*(Play the recording. Indicate the graphic and the text.)*






I have a coloring book. I want to color a picture.

*(Indicate and read the text.)*

What can Sam use to color the picture?

*(Indicate each answer option.)*

*[For students with a visual impairment, read "A. The picture shows a crayon., B. The picture shows a bicycle., C. The picture shows a sun."]*



**Listen to the sentence. Then answer the question.**

*(Play the recording. Indicate the graphic and the text.)*



The cat is under the table.

*(Indicate and read the text.)*

Which picture shows the cat under the table? Put the picture in the empty box.

*(Indicate each answer option.)*

*[For students with a visual impairment, read “Three pictures show where a cat is sitting. The first picture shows a cat sitting on a table. The second picture shows a cat sitting next to a table. The third picture shows a cat sitting underneath a table.”]*




# Reading Practice Items




**We are going to read about trees. Then you will answer some questions.**

*(Indicate the graphics and read the text.)*


**Apple Trees**



Apples grow on trees.




Apples are food.



We eat apples.

**Listen as I read.**

*(Indicate the graphic and read the text.)*




Apples are food.

Which picture shows "apple"?


*(Indicate each answer option.)*

*[For students with a visual impairment, read "A. The picture shows an apple., B. The picture shows a tree., C. The picture shows a hat."]*




Listen as I read.

*(Indicate the graphic and read the text.)*






Apples are fruit.



Trees make fruit.

Where do apples grow?

*(Indicate and read each answer option.)*

- Ⓐ  leaf
- Ⓑ  tree
- Ⓒ  house

# Writing Practice Items

Listen as I read about Sue. Then answer the question.

(Indicate the graphic and text. Read to the student “Sue and her class go to the school library. They look at all the blank in the library.”)

Sue and her class go to the school library. They look at all the \_\_\_\_\_ in the library.

[For students with a visual impairment, read “The picture shows a girl sitting on the floor, holding a book. There is a window and a bookcase with books behind her.”]

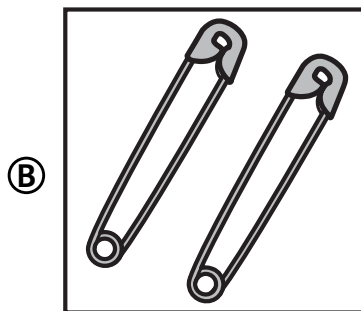


Which word completes the sentence?

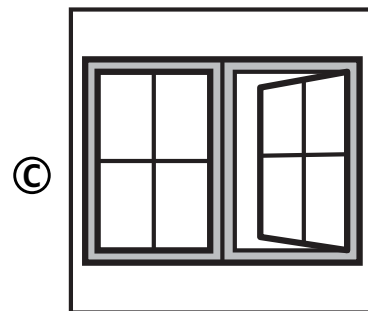
(Indicate and read each answer option.)



books



pins



windows

Listen as I read. One sentence is missing a word. After I read, you will choose the word that best completes the sentence.




(Indicate the graphic and the text. Read to the student "Carmen is smiling because she sees a funny snowman outside. Carmen is blank.")



Carmen is smiling because she sees a funny snowman outside. Carmen is \_\_\_\_\_.

Which word best completes the sentence?

(Indicate and read each answer option.)

- (A)  happy
- (B)  puppy
- (C)  sunny

# Speaking Practice Items

Look at the picture. Then answer the question.

*(Indicate the picture.)*

*[For students with a visual impairment, read "The picture shows a boy holding a paintbrush and paints. In front of the boy is a picture of a house."]*



Tell me what is happening in the picture. Please answer in English.

*(Allow student time to respond.)*

- Ⓐ Based on item scoring rubric, student receives 3 points.
- Ⓑ Based on item scoring rubric, student receives 2 points.
- Ⓒ Based on item scoring rubric, student receives 1 point.
- Ⓓ Based on item scoring rubric, student receives 0 points.



# Scoring Rubric

## Score: 3

The student demonstrates a controlled or full understanding of the English language by accurately communicating information that is **related** to the question, topic, or text.

### **Exemplar:**

Provides responses appropriate to the context of the sentence, such as

- The boy is painting a picture of a house.
- Boy painting
- Art

## Score: 2

The student demonstrates a limited or developing understanding of the English language by accurately communicating information that is **somewhat related** to the question, topic, or text.

### **Exemplar:**

Provides a response that is inappropriate to the context, such as

- Boy
- House
- Brush

## Score: 1

The student demonstrates little to no understanding of the English language by communicating information that is **unrelated** to the question, topic, or text.

### **Exemplar:**

Provides unrelated responses, such as

- random sounds
- random letters
- words unrelated to the topic or text

## Score: 0

The student **does not respond, does not communicate** in any form, or responds in a **language other than English**.

### **Exemplar:**

N/A

Look at the pictures of what Carla does to get ready for school. Then answer the question.

(Indicate each graphic.)

[For students with a visual impairment, read "The first picture shows Carla using a toothbrush to clean her teeth. The second picture shows Carla putting on a shirt. The last picture shows Carla at a table using a spoon. There is a bowl, an open box and a glass of juice in front of her."]



Tell me three ways Carla gets ready for school. Please answer in English.

(Allow student time to respond.)

- Ⓐ Based on item scoring rubric, student receives 3 points.
- Ⓑ Based on item scoring rubric, student receives 2 points.
- Ⓒ Based on item scoring rubric, student receives 1 point.
- Ⓓ Based on item scoring rubric, student receives 0 points.

# Scoring Rubric

## Score: 3

The student demonstrates a controlled or full understanding of the English language by accurately communicating information that is **related** to the question, topic, or text.

### **Exemplar:**

Provides responses appropriate to the context of the sentence, such as

- Carla brushes her teeth.
  - Gets dressed
  - Eats breakfast
- (Or variations of the above sentences/phrases)

## Score: 2

The student demonstrates a limited or developing understanding of the English language by accurately communicating information that is **somewhat related** to the question, topic, or text.

### **Exemplar:**

Provides a response that is inappropriate to the context, such as

- girl
- morning
- bowl

## Score: 1

The student demonstrates little to no understanding of the English language by communicating information that is **unrelated** to the question, topic, or text.

### **Exemplar:**

Provides unrelated responses, such as

- random sounds
- random letters
- words unrelated to the topic or text

## Score: 0

The student **does not respond, does not communicate** in any form, or responds in a **language other than English**.

### **Exemplar:**

N/A